


# STEPS FOR ONLINE PAYMENT

Open web browser and enter below link in new tab  
<https://www.onlinesbi.com/prelogin/icollecthome.htm>

OR

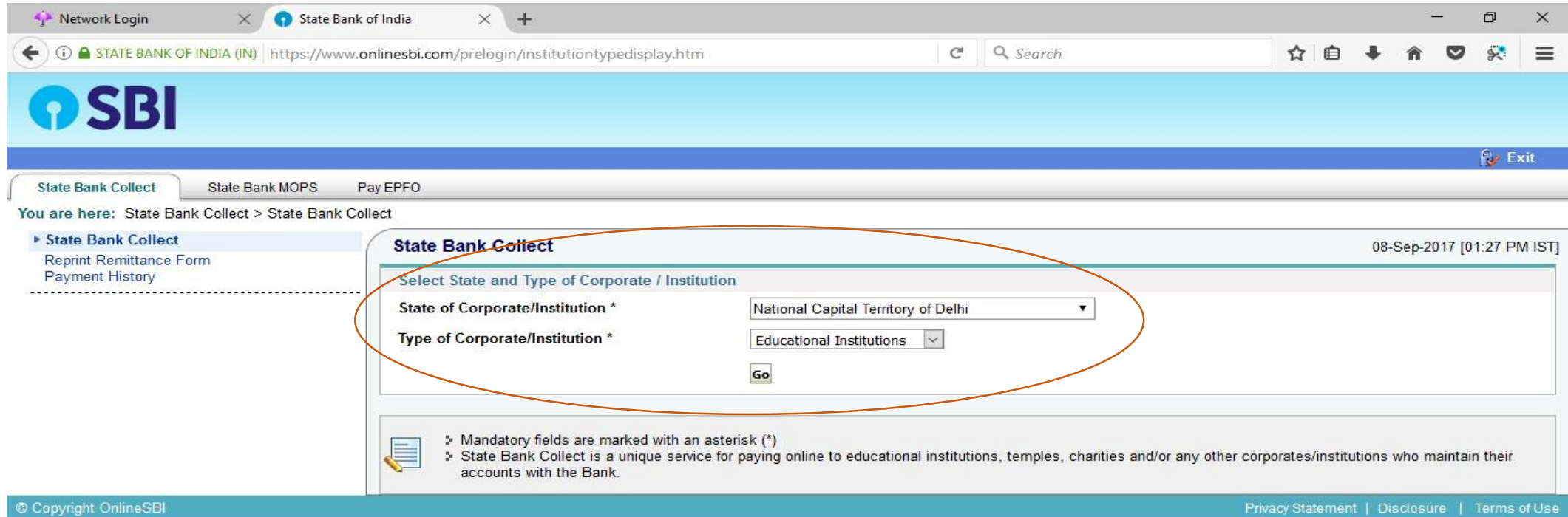
Click link on page 2 of application form as shown below

[Steps for online payment](#) [Click here to pay Application Fee](#) (File e-Receipt must be enclosed with the application form )

<i>Transaction ID</i> (SBCollect Ref. No. )	<i>Date</i> *	<i>Amount</i> *
<input type="text" value="DUxxxxxxxx"/>	<input type="text"/> 	<input type="text" value="0"/>

**SAVE & CONTINUE**

# Enter State and Type as shown below



Network Login State Bank of India

STATE BANK OF INDIA (IN) https://www.onlinesbi.com/prelogin/institutiontypedisplay.htm

**SBI** Exit

State Bank Collect State Bank MOPS Pay EPFO

You are here: State Bank Collect > State Bank Collect

State Bank Collect  
Reprint Remittance Form  
Payment History

**State Bank Collect** 08-Sep-2017 [01:27 PM IST]

Select State and Type of Corporate / Institution

State of Corporate/Institution \* National Capital Territory of Delhi

Type of Corporate/Institution \* Educational Institutions

Go

Mandatory fields are marked with an asterisk (\*)  
State Bank Collect is a unique service for paying online to educational institutions, temples, charities and/or any other corporates/institutions who maintain their accounts with the Bank.

© Copyright OnlineSBI Privacy Statement | Disclosure | Terms of Use

# Select Educational Institution Name as shown below


The screenshot shows the State Bank of India (SBI) online portal. The browser address bar displays the URL: <https://www.onlinesbi.com/prelogin/displayinstitutions.htm>. The page header includes the SBI logo and navigation tabs for 'State Bank Collect', 'State Bank MOPS', and 'Pay EPFO'. The main content area is titled 'State Bank Collect' and shows a form for selecting an educational institution. The dropdown menu for 'Educational Institutions Name' is currently set to 'REGISTRAR, DTU (RECEIPT A/C)'. The form also includes 'Submit' and 'Back' buttons. A note at the bottom of the form states: 'Mandatory fields are marked with an asterisk (\*)'. The footer of the page contains copyright information for OnlineSBI and links to 'Privacy Statement', 'Disclosure', and 'Terms of Use'. The Windows taskbar at the bottom shows the system time as 1:27 PM on 08-Sep-17.

Select Payment Category as shown below and enter Application No.

State Bank Collect ▾ State Bank Mops

State Bank Collect / State Bank Collect Exit

State Bank Collect 08-Jun-2018 [02:00 PM IST]



**REGISTRAR, DTU (RECEIPT A/C)**  
BAWANA ROAD, SHAHABAD DAULATPUR, , DELHI-110042

Provide details of payment

Select Payment Category \*

-- Select Category -- ▾

-- Select Category --

- Admission Registration Fees
- Miscellaneous Fees from students
- Reg. Fee For Recruitment of Non-Teaching Posts
- Reg. Fee for Faculty Recruitment

■ Mandatory fields are marked with an asterisk (\*)  
■ The payment structure document if available will  
■ Date specified(if any) should be in the format of \*

© State Bank of India Privacy Statement | Disclosure | Terms of Use

# Fill details and Submit to proceed for payment



REGISTRAR, DTU (RECEIPT A/C)  
BAWANA ROAD, SHAHABAD DAULATPUR, , DELHI-110042

Provide details of payment

Select Payment Category \*

Admission Registration Fees

Application No. \*

1870005

Amount \*

--Select Amount--

Remarks

--Select Amount--  
1000  
500

- Candidates are advised to pay Rs.1000/- in case of General/OBC and Rs.500/- in case of SC/ST/PH category.
- Submitted fee is not refundable.

Please enter your Name, Date of Birth (For Personal Banking) / Incorporation (For Corporate Banking) & Mobile Number.  
This is required to reprint your e-receipt / remittance(PAP) form, if the need arises.

Name \*

Date of Birth / Incorporation\*



Mobile Number \*

Enter the text as shown in the image \*

219A9

Submit Reset Back